



Head Start

Mid Florida Community Services

2014
2015

Annual Report
Celebrating



YEARS *of*
OPPORTUNITY

Dear Parents and Community Members,

I am pleased to present to you our 2014-2015 Annual Report for Mid Florida Community Services (MFCS) Head Start, serving Hernando, Sumter and Volusia counties. This document reports the many successes and program accomplishments that helped support our Head Start children in their school readiness journey.

MFCS's strong commitment to professional development continued to support our teachers in obtaining their degrees. We are proud to report that 100 percent of our classroom teachers have now obtained a Bachelor's Degree in Early Childhood Education or equivalent. This milestone exceeds the 50 percent requirement set forth in the "Improving Head Start for School Readiness Act of 2007".

This year we launched our "It's A Health Thing!" Seminar Series for our families and community. We partnered with a local pediatrician in Volusia County and the Health Department in Hernando County to offer trainings to help parents understand "What to do When Your Child Gets Sick".

Committee for Children, the agency who created the Second Step Curriculum that teaches young learners self-regulation and social-emotional skills, visited our program to learn more about how we have successfully implemented this program. Please visit their website to learn more! <http://www.cfchildren.org/second-step/success-stories/mid-florida>

For further information regarding this Annual Report please feel free to contact me at hbrand@mfcs.us.com or (386) 736-1325.

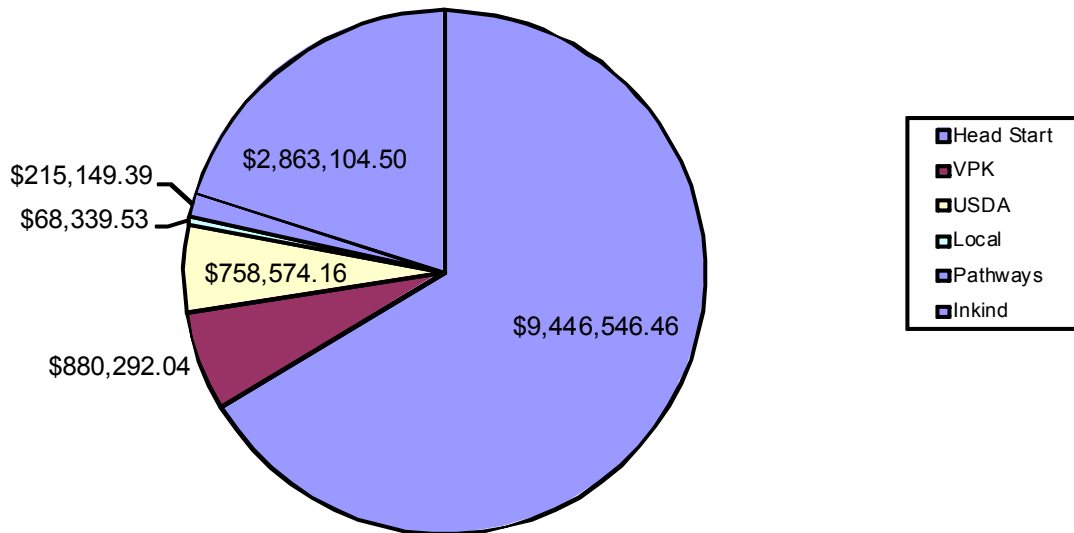
Sincerely,

Heidi L. Rand



PUBLIC & PRIVATE FUNDS RECEIVED & AMOUNT FROM EACH SOURCE

Revenues Received



Expenditures Budget to Actual

Expenditure	Actual			
<u>Category</u>	<u>Expenditures</u>	<u>Budget</u>	<u>Variance</u>	<u>Percentage</u>
Training	\$ 84,359.23	\$ 83,879.00	\$ (480.23)	-0.57%
Salaries	5,714,400.95	5,915,937.11	201,536.16	3.41%
Fringes	2,065,638.57	2,348,962.80	283,324.23	12.06%
Travel	31,070.30	24,500.00	(6,570.30)	-26.82%
Equipment	-	-	-	0.00%
Supplies	483,261.49	261,711.78	(221,549.71)	-84.65%
Contractual	806,561.91	801,814.00	(4,747.91)	-0.59%
Other	1,371,295.49	1,230,093.35	(141,202.14)	-11.48%
Indirect	847,178.33	942,383.58	95,205.25	10.10%
Inkind	<u>2,863,104.50</u>	<u>2,743,978.44</u>	<u>(119,126.06)</u>	-4.34%
	<u>\$14,266,870.77</u>	<u>\$14,353,260.06</u>	<u>\$ 86,389.29</u>	0.60%

NUMBER OF CHILDREN AND FAMILIES SERVED

- Funded Enrollment — 977
- Average Monthly Enrollment — 977
- 1092 Children
- 1005 Families
- Two parent families — 41%
- Single Parent Families — 59%



DEMOGRAPHICS OF CHILDREN SERVED

- Three Year Olds — 44%
- Four Year Olds — 56%
- Hispanic — 39%
- Non-Hispanic Latino — 61%
- White — 56%
- Black or African American — 35%
- Biracial, Multi-racial, Asian or Other — 9%







HEAD START

1965 - 2015



Inclusion



Health/
Nutrition

PERCENTAGE OF CHILDREN RECEIVING MEDICAL EXAMS:

100%



PERCENTAGE OF CHILDREN WHO

RECEIVED DENTAL EXAMS: 91%



PERCENTAGE OF CHILDREN RECEIVING HEARING
SCREENINGS: 100%



OF THOSE CHILDREN 15 WERE IDENTIFIED AS HAVING HEARING DIFFICULTIES.



PERCENTAGE OF CHILDREN RECEIVING
VISION SCREENINGS: 100%

OF THE CHILDREN SCREENED 49 RECEIVED GLASSES

IN THE LAST 4 PROGRAM YEARS OUR STUDENT
OBESITY RATE HAS DECREASED BY 8%

**Rates calculated based on the CDC BMI*



PERCENTAGE OF CHILDREN DETERMINED TO RECEIVING MENTAL
HEALTH SERVICES: 17.2%



PERCENTAGE OF CHILDREN DETERMINED TO
HAVE A DISABILITY: 11%

RESULTS OF FEDERAL REVIEW

During the on-site review from 12/5/2010-12/10/2010, one finding was identified and corrected before the review ended. Accordingly, no corrective action is required, and the Head Start is in compliance with applicable Head Start Program Performance Standards, laws, regulations, and policy requirements.

RESULTS OF AUDIT

Results of Audit

Our certified audit for the period ending **September 30, 2015** provided an unmodified opinion and no findings or internal control issues were identified

Carr, Riggs and Ingram, L.L.C. CPA



PARENT QUOTES

“ I am working towards a career because of Head Start.”

“My child learned more than I thought and become an efficient listener. Head Start has helped me stay active with my child and begin a new career.”

After my second son went to Head Start last year, I knew I was going to let my daughter go too. Head Start is a very hands on, caring, and organized school.”

“My child can no differentiate lower and upper case letters. He now knows most of the sounds each letter makes, and his shapes. He now expresses his feeling with words, rather than acting them out.”

“At the beginning of the program my child was behind but now my child has blossomed . He knows his numbers and letters and I can understand him better.”


“My child is developing social, academic and emotional skills.”

“Head Start taught my children how to interact better with other children,, and it got them prepared for grade school. This is one of the best programs for children and parents.”



Volunteers

**TOTAL NUMBER OF PERSONS PROVIDING
ANY VOLUNTEER SERVICES — 958**



**NUMBER OF VOLUNTEERS THAT WERE
CURRENT OR FORMER HEAD START
PARENTS — 834**

**“Alone we can do so little; together
we can do so much” — Helen Keller**



INFORMATION ABOUT PARENT ENGAGEMENT

Parents received the mandated trainings as stated in the Performance Standards as well as numerous trainings requested by the parents. Parents receive a Parent Training Questionnaire at enrollment and periodically throughout the year. This questionnaire allows parents to list trainings they would like to receive from the program. Training is offered in a variety of ways to suit the parents' needs and schedules. Trainings range from Car Seat Safety to English as a second language. Monthly, at the parent meetings, information is offered based on the topic being recognized during that month. For example, March is Nutrition Month at the centers. Parents are provided with training to assist in budgeting and family self-sufficiency. Head Start staff provides parents with information on how to become their child's first teachers, how to become more involved in their child's education and how to obtain community resource information.

Various parent activities take place at the centers monthly. Some of these activities are parent driven and some are classroom driven. Each classroom provides opportunities monthly for males to participate in educational activities with the children. Nutrition activities are completed by each classroom monthly and parents are encouraged to attend. This activity gives parents training on how to provide healthy snacks to the children on a budget. Annually, parents and family advocates plan a Parent Activity which allows parents to get together during the day or in the evening, based on parent choice, for a fun filled time of learning and networking with other parents and staff. The planning and implementation of the Parent Activity is voted on by the parents at the parent meeting and the final decision is approved by Policy Council.



Number of children whose fathers/father figures participated in organized regularly scheduled activities designed for them :

518

EFFORTS TO PREPARE CHILDREN FOR KINDERGARTEN

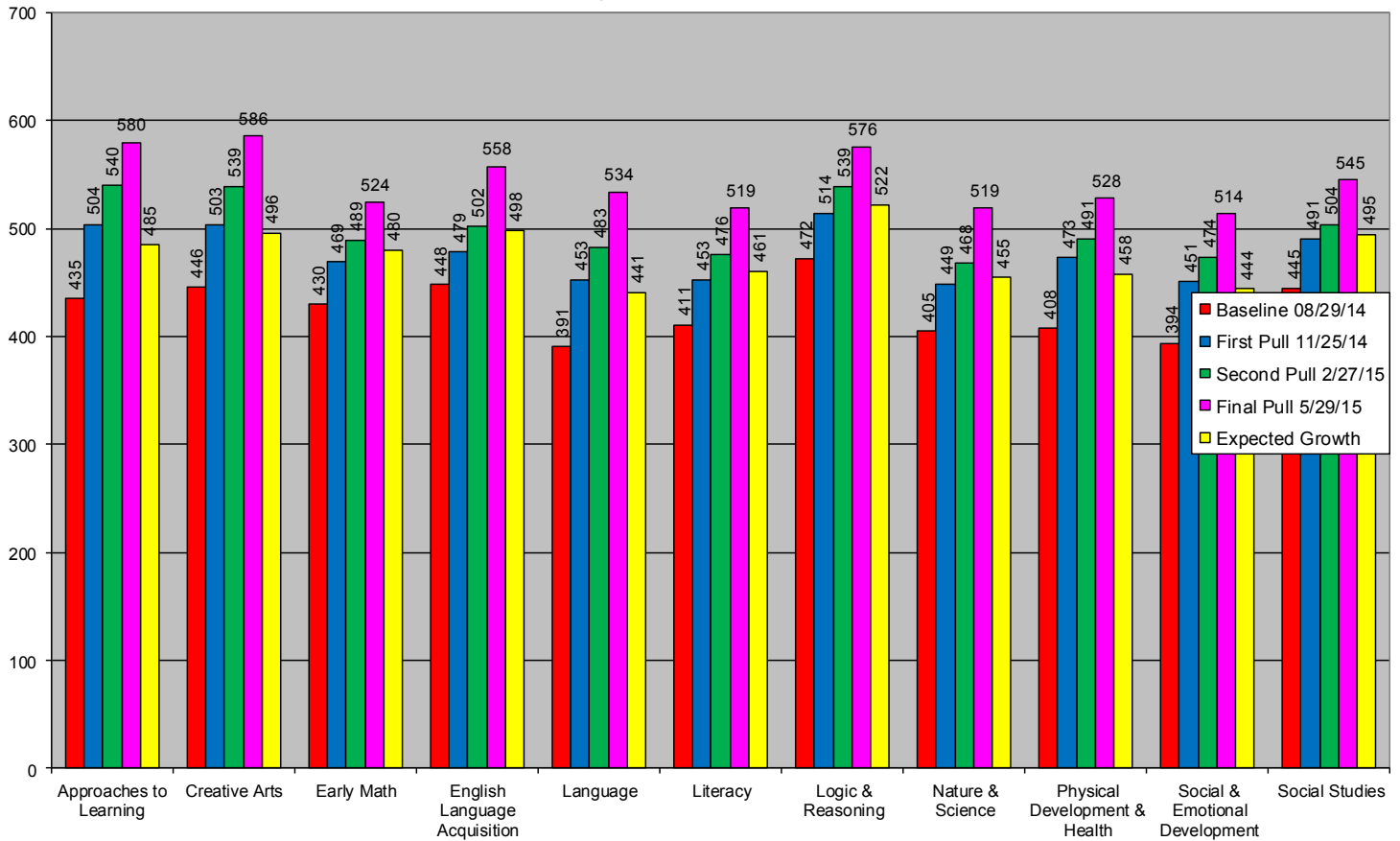
The Head Start program promotes wellness of all children throughout the year. Children are assessed, receive services as needed, and show increases in physical health and knowledge of wellness, gross and fine motor skill development, social/emotional development, language and communication, and cognitive skills.



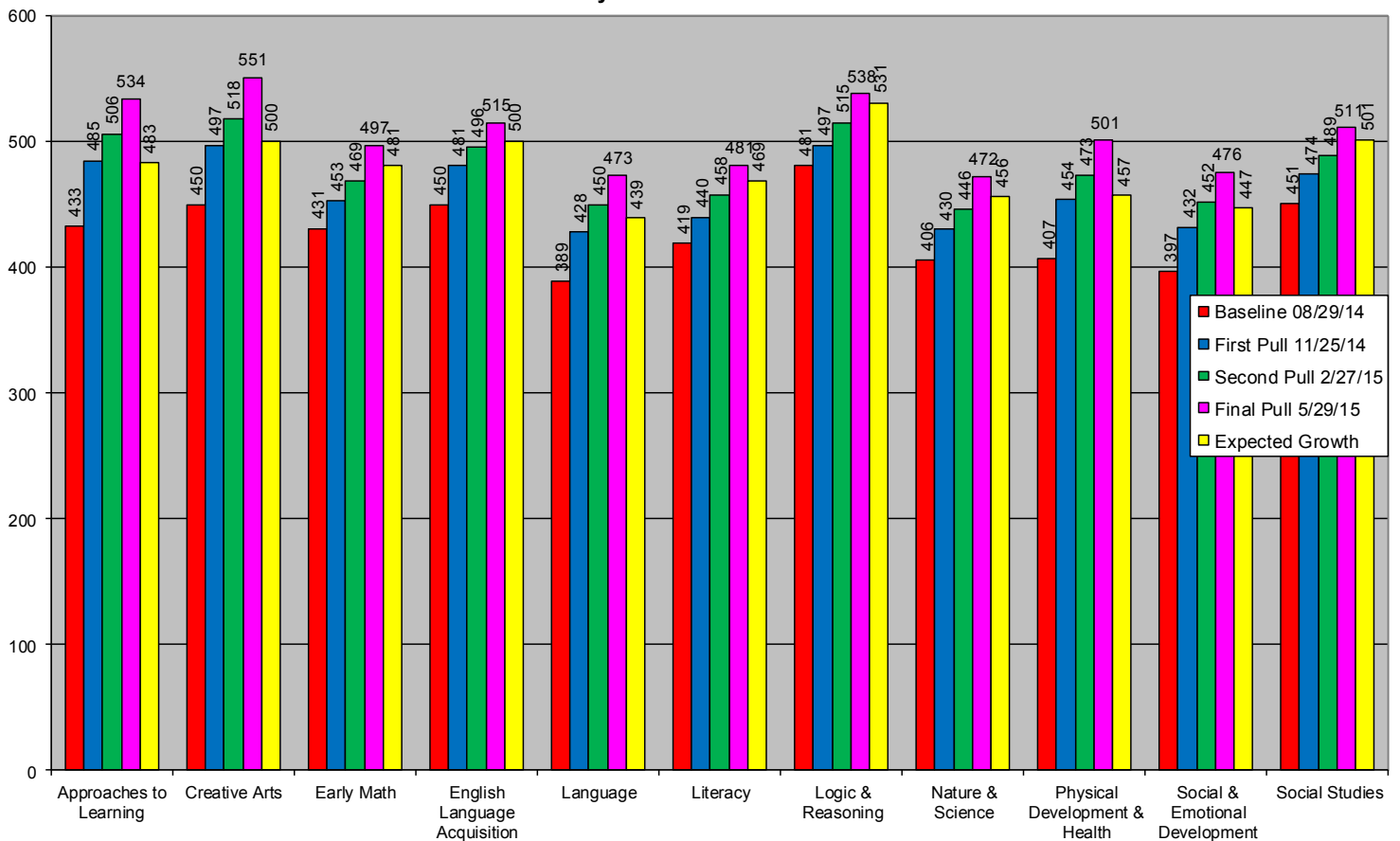
ABC



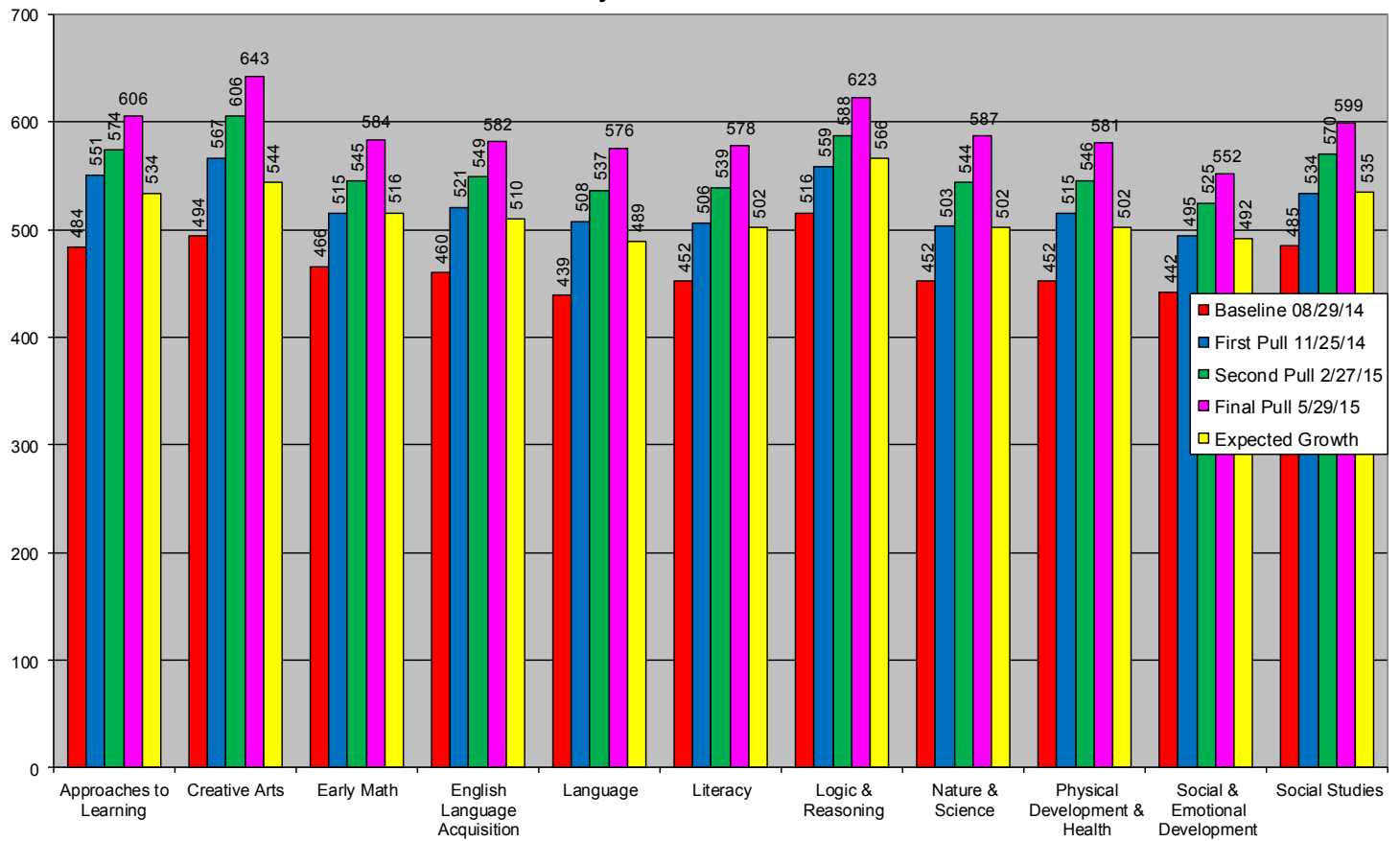
**Hernando/Sumter Head Start
Development Summary 2014-2015
3 year olds - Final Pull**



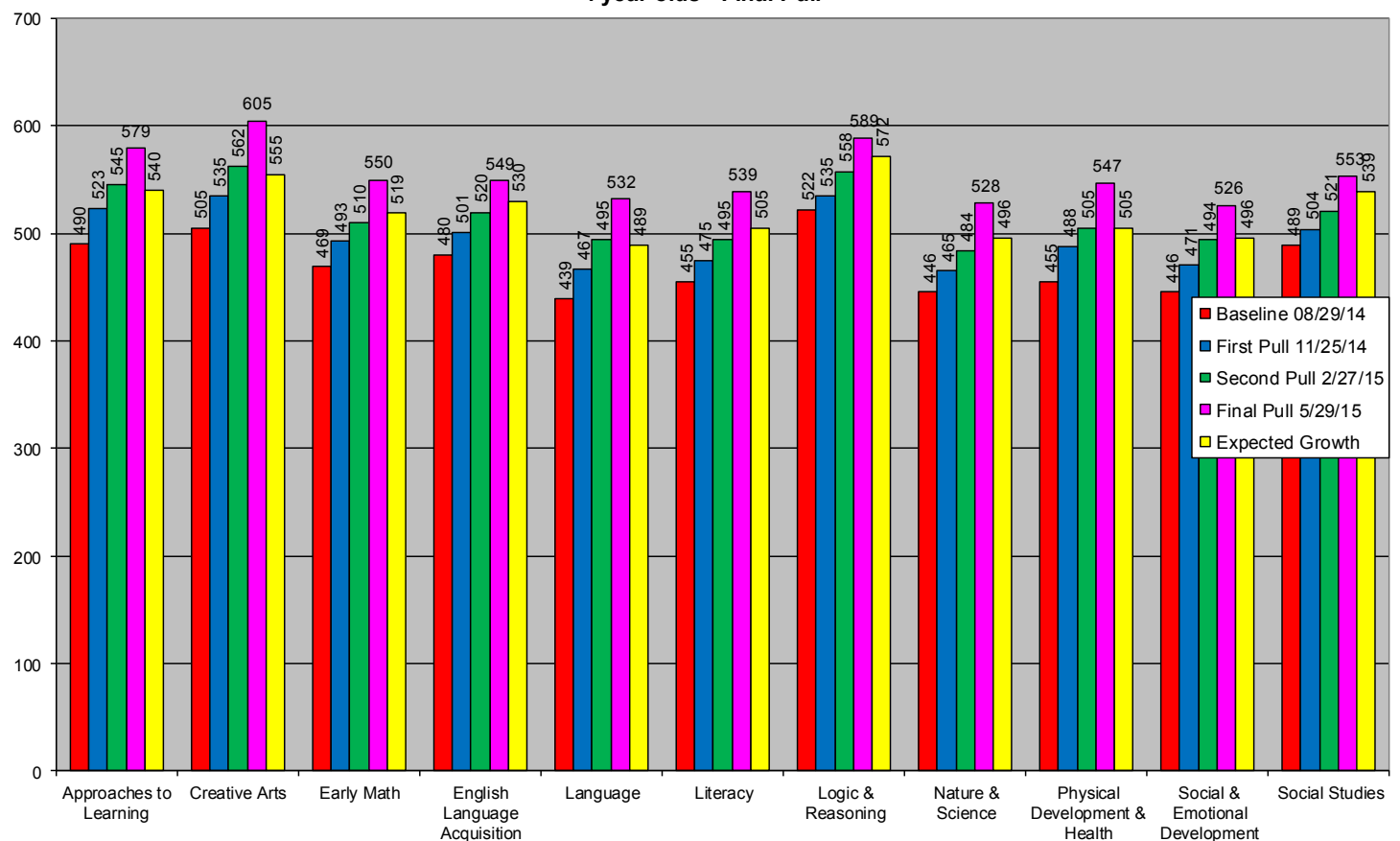
**Volusia Head Start
Development Summary 2013-2014
3 year olds - Final Pull**



**Hernando/Sumter Head Start
Development Summary 2014-2015
4 year olds - Final Pull**



**Volusia Head Start
Development Summary 2013-2014
4 year olds - Final Pull**





Head Start

Mid Florida Community Services

