

October 2018 Program of Excellence Mid Florida Community Services, Inc.

19 Questions Your Child's Teacher Would (Probably) Love to Answer

1. What academic standards do you use, and what do I need to know about them?
2. How will you respond if or when my child struggles in class?
3. What are the most important and complex (content-related) ideas my child needs to understand by the end of the year?
4. Do you focus on strengths or weaknesses?
5. How are creativity and innovative thinking used on a daily basis in your classroom?
6. How is critical thinking used on a daily basis in your classroom?
7. How are assessments designed to promote learning rather than simple measurement?
8. What can I do to support literacy in my home?
9. What kinds of questions do you suggest that I ask my children on a daily basis about your class?
10. How exactly is learning personalized in your classroom? In the school?
11. How do you measure academic progress?
12. What are the most common instructional or literacy strategies you will use this year?
13. What learning models do you use (e.g., project-based learning, mobile learning, game-based learning, etc.), and what do you see as the primary benefits of that approach?
14. What are the best school or district resources for students and/or family?
15. Is there technology you'd recommend that can help support my child in self-directed learning?

16. What are the most common barriers you see to academic progress in your classroom?
17. How is education changing?
18. How do you see the role of the teacher in the learning process?
19. What am I not asking but should be?

Source: Edutopia.org

INSIDE THIS ISSUE:

From Your CDS	2
Classroom News	2 & 3
Home Activity	4
IMIL	4
Policy Council Report	5
Galileo Parent Inf.	5
Book of the Month	6
Nutrition Activity	7
Parent Meeting Minutes	8
Family Advocates Update	9
Family Advocates Update/Spanish	10

Important Dates in October

- ⇒ 10—Parent Committee Meeting
- ⇒ 12—Teachers In-Service -No School
- ⇒ 22—Open House from 2:45 pm until 4 p.m.

- ⇒ 26—Teachers In-Service—No School



From Your CDS

By Ronjaneen Harris,
Child Development Specialist

Last month was such an awesome month. I would like to thank everyone for your great support. We had a great turn out at last month's parent meeting and volunteer training. You need to give yourself a pat on the back because you are awesome. This month, I wanted to share with you part of a letter I read from the Office of Head Start on attendance.

"We have known for a long time that regular attendance in school is important for children's success. We are now learning how important regular attendance is even in the earliest years. Research suggests that chronic absenteeism in preschool can predict chronic absenteeism in the later grades and consequent risk for academic underachievement. For example, one study found that about 25 percent of students who were chronically absent in Pre-K and kindergarten were retained in later grades, compared to nine percent of their regularly attending peers¹. That's a big disparity. A child's first educational setting, whether in Head Start, child care, or preschool may be where children begin to form lifelong habits and routines."

Open House is Tuesday, October 22, from 2:45 p.m.—4:00 p.m., please come out to see what your child is learning in class. Also, make sure you get your child's password to log into Galileo Parent Center so you can access up-to-date information about your child's learning and classroom experiences.

Thank you for all your support, and I look forward to seeing you enjoy the many activities we have planned for this month.

Classroom News

Class 301

Welcome to October! Everyone seems to be settled in nicely now. We will be learning about using our senses this month. The children will have many opportunities to experiment with their senses of sight, taste, smell, touch and hearing. We will also be doing our first USDA unit All about Strawberries. We will be doing a cooking activity in the classroom in conjunction with this. The children always enjoy this very much. In Second Step, we will be learning about feelings and how to manage them appropriately. Thank you,
~Miss Shelley and Miss Olena

Class 302

Dear Parents and Families:

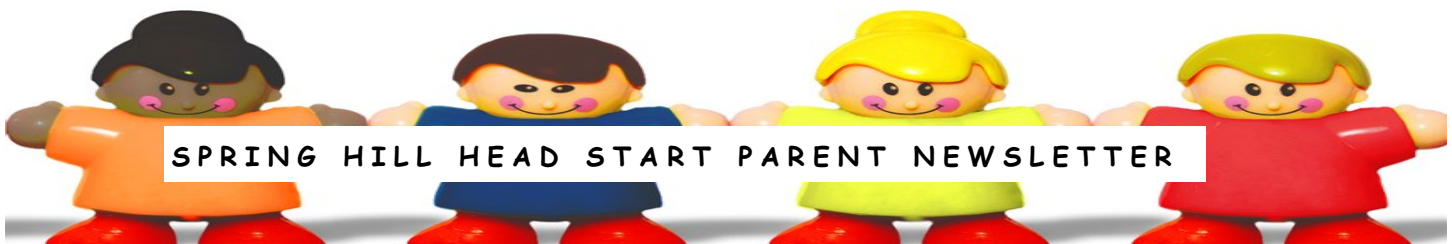
Fall is finally here and our class is almost ready! At this time of the year, the children have feelings of excitement to experience the activities. We are continuing to encourage our students to take care of themselves, look out for one another, and practice our social skills with our Second Step program. The areas of central focus for this month are: Using my Senses, Outside Our Doors, and We're Detectives.


We will have our carving pumpkin, on October 25th. This is a great time to connect with your child and find out how they are doing and how they are making connections with their teachers and friends. With all our hearts, thank you.

You are the best. With love,
~Mrs. Norma & Mrs. Mandy

Class 401

Its October! We have been flying through, Our





children are working on learning how to write their first name, numbers, letter sound and recognition. During the month of October, the things we will be working in the language are name writing, introducing letters Pp, Nn, Cc, Kk, Ee. In science, we will be exploring a pumpkin. In math, we will be working on number recognition 1 - 10.

~Ms. Jennifer and Ms. Miller

Class 402

Greetings from Classroom 402! I want to thank all my parents for completing home to school activities with the children for the month of September. In literacy, children will be learning letters L, N, B, C and P and their sounds.. We will be reviewing are shapes, numbers and the colors brown and gray. Our nutrition activity this month is strawberry smoothies which the children will enjoy making and eating them. Yummy! Our themes for October will focus on community helpers such as visiting the doctor, the dentist and the mailman. Also, we would love to see more parent volunteers in the classroom this month. The Parent Meeting will be held on October 10th at 6pm. Open house will be, Tuesday, October 23rd from 2:45pm to

4pm on a Tuesday in the classroom. We are excited for the month of October!

~Ms. Amanda and Ms. Talia

Class 501

We have been learning about safety this month and the upcoming fall season. Our pumpkins have sprouted and are growing. We have two birthdays in September, Maurice and Jeramiah are five this month. We made a traffic light for our nutrition curriculum. We share a bulletin board with classroom 502, we will put up a nature collage for this month to celebrate fall. Second Step has helped us learn how to focus and how our bodies look and feel when we are listening. The children brought in a special bag with items to share to tell their friends about themselves.

~Suzanne and Sandra

Class 502

As we begin our second month of school, we are happy to say that the children are adjusting quite well to the classroom routines. The children are learning to take care their own needs, to clean after themselves, and to be responsible for the proper use of classroom materials. In addition, during the month of October, the children will be working on their letters, shapes, and numbers as well as practicing their cutting skills. We are planning a

"Community Workers Dress Up Day" by the end of the month. You will get more information as the day gets closer. Thank you.

~Ms. Zulma, and Ms. LaDonna

Class 601

We are moving along very nicely with the new school year. We have been working on letters (especially the ones in our names), numbers, colors, and shapes. We have some aspiring artists in our class. They are enjoying coloring, drawing, painting, and gluing. They have also been working on their scissors skills; learning how to hold and cut with them. The big playground is finally open, so they have been learning the rules and enjoying the bigger space.

~Mrs. Amy and Ms. Lucia

Class 602

Welcome to October!! We have been having so much fun in the classroom getting to know each other and learning new things. The children have started working on letter activities and number recognition activities. Please keep checking with us on activities going on in the classroom with family engagement activities and lessons that we are learning about. Our themes that we will be working on is safety first, who lives in the firehouse and our first USDA curriculum.

~Mrs. Theresa and Mrs. Wanda



Home Activity

Let Your Child Help!

1. Fold small clothing
2. Hold the dustpan
3. Rinse dishes
4. Set the table for meals
5. Dusting
6. Hold the flashlight as you work
7. Water plants
8. Answer the telephone

9. Tote the laundry basket
10. Clean up their room
11. Make the bed
12. Empty small trash cans



Working together is valuable time spent teaching and bonding with your child. Let them help.

I Am Moving, I Am Learning (IMIL)



Getting precoolers moving can be especially helpful on a rainy day when they cannot go outside to play. Additionally, they allow students to work on their gross motor and fine motor skills. These games also often involve music and allow students to think creatively.

Read more: [Indoor Preschool Movement Games | eHow.com](http://www.ehow.com/list_6607282_indoor-preschool-movement-games.html#ixzz1Irts8E9H) http://www.ehow.com/list_6607282_indoor-preschool-movement-games.html#ixzz1Irts8E9H

Provide [scarves](#) and a clear space for the students to move around. Play several different types of music, and allow the students to get up and dance or move to the music. As you do this, discuss with the children how the music makes them feel and how they can use their movements to reflect the music.

Have the children form a large circle. Choose one child to stand in the middle of the circle. Put on some music. The child in the middle must perform an action to the music such as clapping, marching or toe-tapping. The rest of the group imitates the action. After about 30 seconds, the child in the middle points to a classmate and

switches places with him. The game continues with the new person in the middle choosing an action. Make the game more interesting by introducing the children to a variety of dance moves throughout the year.

Put a twist on the traditional game of musical chairs. Place [carpet](#) squares around the room. Make sure there is one square for each child. Play music and ask the children to dance around the room. When the music stops, each child must find a carpet square to sit on. Remove one square and play the music again. As the carpet squares are removed, the children must begin sharing them. See how many children are able to sit down when only a few squares are left. Use hula hoops if carpet squares are not available.

Policy Council Update



The September Policy Council Meeting was held on Thursday, September 27th at Lake Sumter State College in Leesburg. Five 2017-18 policy council members were present. Sixteen policy council members, elected for 2018-19 program year, were in attendance to observe the meeting process. Seven staff members were present.

The following documents **were approved**: *Budget Report, Credit Card Report, Meals and Snacks Report, Service Area Reports, Center Reports and the Family Engagement Plan.* Details of the approved *Enrollment/Attendance Report* included the following: The average daily attendance of 3 Head Start classrooms in Volusia County was below 85% in August 2018 due to illness or transportation issues. The daily attendance of 2 Head Start classrooms in Hernando/Sumter County was below 85% in August 2018 due to illness, family travel plans or transportation issues.

The Program Information Report for services provided in 2017-18 (Early Head Start and Head Start) was reviewed. This report included data about program services in a variety of categories such as the number of children and families participating in the program, number of staff employed by program and the number of families who achieved their goals.

The following **new hires** were approved for Volusia County sites: 2 teachers and 1 center aide

The following **new hires** were approved for Hernando County sites: 3 teachers

Policy Council members who served during 2017-18 program year received special recognition for their dedicated service.

Training for newly elected 2018-19 **Policy Council members** is scheduled for Thursday, Oct. 11th at 9:30 am in Volusia County at the MFCS Admin. Office in Deland and Tuesday, Oct. 16th at 10:00 am in the Training room at the Hernando Admin. Office in Brooksville. The **next Policy Council meeting** is scheduled for 9:30am on Thursday, October 25th. The meeting location is to be determined.



Mission Statement

To strengthen partnerships, mobilize resources, and provide integrated services that promote self-sufficiency for targeted individuals and families.

Child's Name: _____ Class: _____

Galileo + Head Start parents = a good match!!



The Galileo computer program is one of the tools that teachers use to record and measure your child's progress in school.

Parents can log on to Galileo anytime from any computer with internet access.

Using Galileo, parents and teachers work together to help children achieve success.

How to log on to Galileo and see your child's progress:

- <http://www.ati-online.com>
 - click "sign-in" drop down box and select "Pre-K parent center"
- Your child's User ID is: _____
- Your child's Passcode is: _____
- Tell your child's Teacher if you can't log in. We will help you.



Parent to Parent

Parents,
If you have anything you would like to share with other parents and families, please see your family advocate so they can assist you with getting information in the newsletter. We look forward to hearing from you.

Book of the Month

Pete the Cat: I Love My White Shoes asks the reader questions about the colors of different foods and objects.



<http://www.youtube.com/watch?v=7NPDH0rx34>

Parent News

In the final analysis, it is not what you do for your children but what you have taught them to do for themselves that will make them successful human beings.

-Ann Landers



Trick A Treat Tips

Cross the street at corners, using traffic signals and crosswalks.

- Look left, right and left again when crossing and keep looking as you cross.
- Put electronic devices down and keep heads up and walk, don't run, across the street.
- Teach children to make eye contact with drivers before crossing in front of them.
- Always walk on sidewalks or paths. If there are no sidewalks, walk facing traffic as far to the left as possible. Children should walk on direct routes with the fewest street crossings.
- Watch for cars that are turning or backing up. Teach children to never dart out into the street or cross between parked cars.



Check out our
Product and Safety News



1

Salt & Straw Choco-
late Goovey Brownie Ice
Cream Undeclared peanuts

2

Hostess Cookies 'n
Cream Brownies


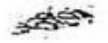

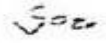


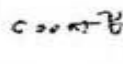
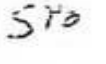
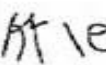
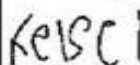
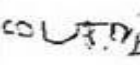
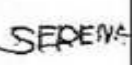
Improperly Labeled Egg

3

Van Oriental Pork Egg
Rolls
Contaminated with plastic
materials

Is my child's handwriting normal?

Here are some developmental milestones in writing:

Kyle	Kelsey	Courtney	Serena
 Date: 11/9/94	 Date: 11/14/94	 Date: 11/14/94	 Date: 11/9/94
 Date: 12/5/94	 Date: 1/26/95	 Date: 2/2/95	 Date: 12/5/94
 Date: 3/9/95	 Date: 3/7/95	 Date: 3/26/95	 Date: 2/7/95

Preschool: writing first appears as scribbles drawn in a large circular motion. As your child attempts to write their own name, shapes that resemble letters begin to appear.

Pre-K and Kindergarten: your child may enjoy drawing and labeling objects, using invented spelling with no vowels ("bed" becomes BD). They will write in uppercase letters- most of them correctly formed- and begin to string separate words together to express more complex thoughts. Taken from Reading Rockets, Colorin Colorado, and LD Online

Kids Science Experiment:

Grow A Bean Plant. It is simple to grow your own bean plant. You can plant a seed in a cup of dirt and watch for it to come up. However if you'd like kids to see the root and the stem try this experiment. Fold a paper towel and place in a glass jar. Add a few tablespoons of water. Add several beans in the jar touching the paper towel. Watch for several days and add water if your paper towel gets dry.



Kids love helping out in the kitchen, and they will enjoy making this spinach-strawberry salad recipe with you.

Ingredients: 1 bag fresh spinach, 1 container of strawberries
1 bottle of raspberry vinaigrette salad dressing

Directions: Rinse spinach and strawberries under cold water and drain well. Remove stems and slice strawberries. Toss together in a bowl, add raspberry vinaigrette dressing. ENJOY!



**Spring Hill
Parent Committee Minutes
September 12th, 2018**

Meeting Called to order at 1:30 P.M. At the Senior Services Room #102.

Total Present:

We had a total of about 56 parents and grandparents present.

Approval of previous minutes:

No previous minutes to approve-First meeting of the year.

Meeting started by Mrs. Jerez explaining the different positions to be elected today followed by an Ice Breaker activity to know about each other by Mrs. Roth.

They proceeded to the election of the officers with the final result:
Policy Council Representatives - Alyssa Harrison and Aurora Espinal
Policy Council Alternate – Angela Velez and Yohana Velez
Chair Person – Sarah Shook
Vice-Chairperson – Bianca Mamgual
Secretary – Aurora Espinal
Health Advisory Committee – Yohana Mendez
Male Liaisons – Ron Gonzalez and Deanna Parson

Kelly Rodriguez, Policy Council Community Representative was approved by the committee.

Mrs. Jerez shared that the Parent Meeting Survey completed by parents during meet the teacher day and enrollment resulted in any day and any time in the afternoon. Committee decided to maintain the meetings the second Wednesday of the month and alternate times every other month between 1:30 PM and 6:00 PM. The next parent committee meeting will be held on October 10th @6:00 PM.

Mrs. Shelly Mott, teacher from 301, spoke about what is going on in the classroom and also explained about family involvement activities in the classroom and attendance and center rules. She explained that the program requires three activities a year and everyone can participate and how important it is to have the child here by 8:30AM.

Mrs. Roth spoke about the activities and celebrations for the month of September and October:
Officer's Training- to be announce
Hispanic Heritage – September 1st – October 15th
Head Start Awareness month-October

Perfect Attendance Certificates were handed out.

There were no questions or concerns.

Meeting was adjourned at 2:20PM



News from your Family Advocates



Head Start
Mid Florida Community Services
Early Head Start



Thank you so to everyone who attended our first Parent Committee meeting! Congratulations to our new Parent Committee Officers and Policy Council Representatives! We look forward to hearing your ideas and plans for the year! Please remember to submit any medical documentation that is required as soon as possible. This includes current physicals, immunizations, lead and hemoglobin results, and dental exams. We will gladly assist you if needed.

Things to Remember

Don't forget to **call** if you are going to be absent (Family Advocate) or late (Teaching Team). The phone number for the center is: 352-556-4800.

Room 301.....Ext. 2301
Room 302.....Ext. 2302
Room 401Ext. 2401
Room 402.....Ext. 2402
Room 501.....Ext. 2501
Room 502.....Ext. 2502
Room 601.....Ext. 2601
Room 602.....Ext. 2602

Ronjaneen Harris, CDS, 352-556-4800, ext. 209

The phone number for the Family Advocate's office in Spring Hill is 352-556-4800. The extension for your advocate is:

301 and 602 Lynn Woerner 2203

302, 401, and 402 Nitza Jerez 2204

501, 502, and 601 Joanne Roth 2201

Important!!



We have limited space for handicapped parking. Please save them for those in need! Also, the gate **must** be kept closed at **ALL** times for the safety of our children!




Dates to Remember

10/10/18.....Parent Committee Meeting
10/12/18.....No School-In-Service Training
10/26/18.....No School-In-Service Training



Standing room only
for our September
Parent Committee



Congratulations to Class 602! Eight children with perfect attendance in August and 95% attendance rate for the classroom. Way to go!

Noticias de su Especialista de Familia



Head Start
Mid Florida Community Services
Early Head Start



Gracias a todos los que estuvieron presentes en nuestra primera reunión del Comité de Padres! Felicitaciones a los nuevos Oficiales y Representantes al Concilio de Políticas! Esperamos escuchar las nuevas ideas y planes para este año! Por favor recuerde someter cualquier documentación médica que tenga pendiente. Esto incluye examen físico, record de vacunas, plomo, hemoglobina

Recordatorios

No se olvide llamar si su hijo(a) va a estar ausente o va a llegar tarde.

Puede llamar a su especialista de familia así como a la maestro. El número de telefono del centro es:

352-556-4800.

Salón 301.....Ext. 2301

Salón 302.....Ext. 2302

Salón 401Ext. 2401

Salón 402.....Ext. 2402

Salón 501.....Ext. 2501

Salón 502.....Ext. 2502

Salón 601.....Ext. 2601

Salón 602.....Ext. 2602

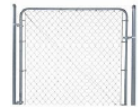
El número de teléfono de las Especialistas de Familias en Spring Hill es 352-556-4800. La extensión para su especialista es:



y

Importante!!

Tenemos espacios limitados para discapacitados. Por favor no los utilice si usted no está autorizado. También, el portón **debe** manten-



Fechas a Recordar


10/10/18.....Reunión de Padres

10/12/18.....No clases-Staff Training

10/26/18.....No clases-Staff Training



Nuestra Reunión del
Comité de Padres
en Septiembre!



Felicitaciones a la clase 602! Ocho niños con asistencia perfecta en Agosto y 95% asistencia en el salón de clases.