

October 2017

Program of Excellence
Mid Florida Community Services, Inc.

Volume 1—Number-2

19 Questions Your Child's Teacher Would (Probably) Love to Answer

1. What academic standards do you use, and what do I need to know about them?
2. How will you respond if or when my child struggles in class?
3. What are the most important and complex (content-related) ideas my child needs to understand by the end of the year?
4. Do you focus on strengths or weaknesses?
5. How are creativity and innovative thinking used on a daily basis in your classroom?
6. How is critical thinking used on a daily basis in your classroom?
7. How are assessments designed to promote learning rather than simple measurement?
8. What can I do to support literacy in my home?
9. What kinds of questions do you suggest that I ask my children on a daily basis about your class?
10. How exactly is learning personalized in your classroom? In the school?
11. How do you measure academic progress?
12. What are the most common instructional or literacy strategies you will use this year?
13. What learning models do you use (e.g., project-based learning, mobile learning, game-based learning, etc.), and what do you see as the primary benefits of that approach?
14. What are the best school or district resources for students and/or family
15. Is there technology you'd recommend that can help support my child in self-directed learning?

16. What are the most common barriers you see to academic progress in your classroom?
17. How is education changing?
18. How do you see the role of the teacher in the learning process?
19. What am I not asking but should be?

Source: Edutopia.org

INSIDE THIS ISSUE:

From Your CDS	2
Classroom News	2 & 3
Home Activity	4
IMIL	4
Policy Council Report	5
Parent Engagement	5
Book of the Month	6
Nutrition Activity	7
Parent Meeting Minutes	8
Family Advocates Update	9
Galileo Parent Inf.	10

Important Dates in October

- ⇒ 3—Parent Committee Meeting at 1:30 p.m.
- ⇒ 6—Volunteer Training at 8:45 a.m.
- ⇒ 13—Teachers In-Service -No School
- ⇒ 19—Open House from 3-5 p.m.
- ⇒ 27—Teachers In-Service—No School

From Your CDS

By Ronjaneen Harris,
Child Development Specialist for Spring Hill and Bushnell
Centers

Last month was such an awesome month. I would like to thank everyone for your great support. We had a great turn out at last month's parent meeting and the classroom parent engagement activities. You need to give yourself a pat on the back because you are awesome. This month, I wanted to share with you part of a letter I read from the Office of Head Start on attendance.

"We have known for a long time that regular attendance in school is important for children's success. We are now learning how important regular attendance is even in the earliest years. Research suggests that chronic absenteeism in preschool can predict chronic absenteeism in the later grades and consequent risk for academic underachievement. For example, one study found that about 25 percent of students who were chronically absent in Pre-K and kindergarten were retained in later grades, compared to nine percent of their regularly attending peers¹. That's a big disparity. A child's first educational setting, whether in Head Start, child care, or preschool may be where children begin to form lifelong habits and routines."

Open House is Thursday, October 19, from 3:00 p.m.—5:00 p.m., please come out to see what your child is learning in class. Also, make sure you get your child's password to log into Galileo Parent Center so you can access up-to-date information about your child's learning and classroom experiences.

Thank you for all your support, and I look forward to seeing you enjoy the many activities we have planned for this month.

Classroom News

301

We are in our second month of school. The students are doing so well. We have started to work on letters, colors, and shapes. The children count everyday with me and working on the days of the week. We dance and sing a song every morning and afternoon. They love to read stories. We love the enthusiasm the children are showing pre-reading skills. Please remember to work on your home activities and turn them in. The themes we will be learning this month will be safety first, who lives in the firehouse and our USDA curriculum.

No School: October 13, 2017 & October 27, 2017.

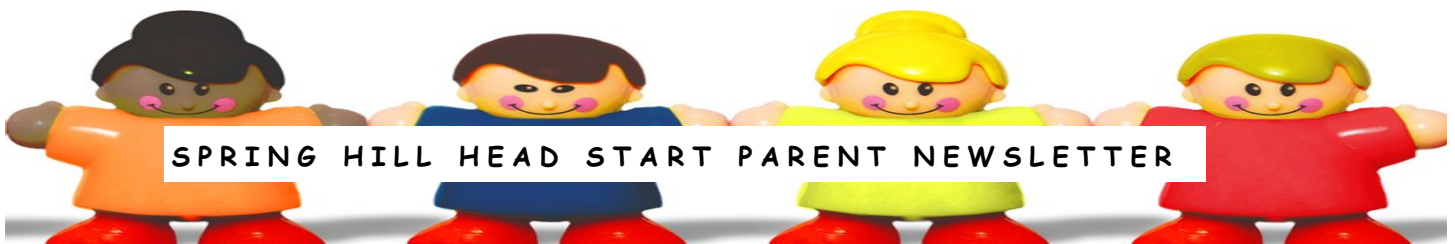
Thank you to all my parents
Ms. Samantha and Ms. Elayne


302

Welcome to October!! We have been having so much fun in the classroom getting to know each other and learning new things. The children have started working on letter activities and number recognition activities. Please keep checking with us on activities going on in the classroom with family engagement activities and lessons that we are learning about. Our themes that we will be working on is safety first, who lives in the firehouse and our first USDA curriculum.
Mrs. Theresa and Ms. Mandy

401

Room 401 is very excited for the month of October, we will be doing our monthly nutrition activi-





ty as well as learning about those who work in the firehouse, the dentist and the post office. So our class will really get to see what goes on with our community workers. We will also have a lot of fall activities during this month as well prepare for fall activities. We have been having an amazing year so far. We love that all of our families have been doing so great with attendance, home activities and communicating with us. Thank you all so much.

Mrs. Nancy and Ms. Olena

402

For the month of October, we will be discussing the following themes: Who lives in the fire house, Visiting the doctor, The dentist office and Moving the mail. Letters for the month will be F, S, D, M.

If you wish to volunteer in our classroom make sure to take the volunteer training which will be held on Friday, October 6, 2017, in our S.H center at 8:45am. Our parent activity will be on Thursday, October 26, 2017, at 2pm.

Homework is sent twice a month. It is usually sent on

a Monday. Make sure to work with your child and sign and turn in on Thursdays. Continue to review home links from our Second Step curriculum that are sent home every Friday.

Thank you in advance for everything that you do. I greatly appreciate all of you.

Sincerely,

Ms. Talia & Mrs. Rebecca

501

Julianna will be five years old on the 5th of October. We are practicing writing letters and learning letter sounds. We will be planting vegetables in our garden this month. We are talking about feelings in Second Step, how to identify them... and they feel and look. We will continue to review and use our Second Step curriculum throughout the day. The children are doing well with the daily routine.

Mrs. Suzanne and Mrs. Sandra

502

Welcome parents to October. What an exciting month ahead. We have two days off this month: October 13 and 27. Please remember, no school. We are learning about the shape square, black and gray colors and introducing letters V,D and M, and numbers 1 through 5. We appreciate all of you and with

your help, we will continue to have great year!

Ms. Jeannie and Ms. Mallori

601

During the month of October, we will be talking about different community helpers such as firefighters, dentists, mail carrier, chef and many more. We will have a new color, shape, and letter every week. We will continue to learn about our feelings and the importance of exercising and making good nutritional food choices to keep our bodies and minds healthy. We want to say THANK YOU to all the parents that participated in our Parent Engagement activity. You guys are awesome.

Mrs. Marlene and Ms. Lucia

602

In October, we are learning about our Five Senses. We will learn how we use our sight, hearing, smells, taste and touch to make discoveries about the world around us. In Second Step, we are exploring how to identify feelings in ourselves and others. We have planted sunflowers and yellow squash seeds in our gardens and hopefully we soon will be seeing the results of our labor. Thank you for your continued support!

Mrs. Shelley and Ms. Wanda



Home Activity

Let Your Child Help!

1. Fold small clothing
2. Hold the dustpan
3. Rinse dishes
4. Set the table for meals
5. Dusting
6. Hold the flashlight as you work
7. Water plants
8. Answer the telephone

9. Tote the laundry basket
10. Clean up their room
11. Make the bed
12. Empty small trash cans



Working together is valuable time spent teaching and bonding with your child. Let them help.

I Am Moving, I Am Learning (IMIL)



Getting precoolers moving can be especially helpful on a rainy day when they cannot go outside to play. Additionally they allow students to work on their gross motor and fine motor skills. These games also often involve music and allow students to think creatively.


Read more: [Indoor Preschool Movement Games | eHow.com](http://www.ehow.com/list_6607282_indoor-preschool-movement-games.html#ixzz1Irts8E9H) http://www.ehow.com/list_6607282_indoor-preschool-movement-games.html#ixzz1Irts8E9H

Provide [scarves](#) and a clear space for the students to move around. Play several different types of music, and allow the students to get up and dance or move to the music. As you do this, discuss with the children how the music makes them feel and how they can use their movements to reflect the music.

Have the children form a large circle. Choose one child to stand in the middle of the circle. Put on some music. The child in the middle must perform an action to the music such as clapping, marching or toe-tapping. The rest of the group imitates the action. After about 30 seconds, the child in the middle points to a classmate and

switches places with him. The game continues with the new person in the middle choosing an action. Make the game more interesting by introducing the children to a variety of dance moves throughout the year.

Put a twist on the traditional game of musical chairs. Place [carpet](#) squares around the room. Make sure there is one square for each child. Play music and ask the children to dance around the room. When the music stops, each child must find a carpet square to sit on. Remove one square and play the music again. As the carpet squares are removed, the children must begin sharing them. See how many children are able to sit down when only a few squares are left. Use hula hoops if carpet squares are not available.



Policy Council Update

The **September Policy Council meeting** was held on Thursday, September 28th at 10:00am at Lake Sumter State College in Leesburg. Eight 2016-17 policy council members were present. Two community members were present. The Mid Florida Community Services Board of Directors liaison was also present. Numerous members of the Mid Florida Head Start/Early Head Start Administrative Team were present. Several newly elected 2017-18 Policy Council representatives attended. The new representatives could not vote during this meeting because they have not received the Policy Council training yet.

The following reports were *discussed*: Budget, Credit Cards, Enrollment/Attendance, Meals and Snacks, Service Areas and Centers.

The following items were *reviewed*:

Family Engagement Plan - Several parenting curriculums have been reviewed. One will be selected for our program.

PIR (Program Information Report) - Highlights of 2016 -17 Head Start services included a high percentage of well credentialed staff, positive health outcomes and an increased focus on capturing male involvement).

Policy council members were asked about their training needs. Any future training interests or needs should be sent to Family Advocates.

Awards were presented to parents who completed 1 year of service and 3 years of service on the Head Start Policy Council. Kim Ferwin (Spring Hill Center), Adelani Adekunle (Horizon Elem.), James Norton in absentia (Center), Juan Echezebal (Holly Hill Elem.). Community members Chuck Moreau and Jackie Davis also received service awards. A plaque was given to Trevene Christian-(Westside Elem.) for committed service as Head Start Policy Council Chairman. Each recipient gave a short speech highlighting how Policy Council has benefitted them and encouraging new representatives to expect good things from their involvement with Policy Council.

The following **announcements** were made:

The recent update to Performance Standards allows parents to serve on Head Start/Early Head Start Policy Council for a total 5 years in lifetime. The old term limit was 3 years in lifetime.

Kim Ferwin (Spring Hill Center) was acknowledged for having Perfect Attendance at Policy Council Meetings during 2016-2017 program year.

The program specialist from the Head Start Region IV Office will be visiting our program in November.

The Oct. Policy Council meeting will be held on Thursday, Oct. 26th. The October meeting will be a face to face meeting due to the training that has to be given to new Policy Council members. Specific Central Location : TBD

The November meeting will be held on Thursday, Nov. 16th. The November meeting will be held via video conference.

Parent Engagement



FAMILY-PHOTO BINGO

Improve your child's memory and help him learn who's who in your family tree with this photo game. Take nine family photos and arrange them into rows of three, then give your child nine playing cards or checkers pieces to serve as bingo chips. When someone calls out "Daddy" or "Grandma," your toddler covers the photo with the card. Whoever gets three in a row wins.



Mid Florida Community Services, Inc.

Head Start


School Readiness Goals

Parent to Parent

Parents,
If you have anything you would like to share with other parents and families, please see your family advocate so they can assist you with getting information in the newsletter. We look forward to hearing from you.

Book of the Month

Pete the Cat: I Love My White Shoes asks the reader questions about the colors of different foods and objects.



<http://www.youtube.com/watch?v=7NPDH0rx34>

Parent News

In the final analysis, it is not what you do for your children but what you have taught them to do for themselves that will make them successful human beings.

-Ann Landers

Approaches Towards Learning

ATL 1. Show curiosity, creativity and an eagerness to learn and experience new things

Language and Literacy Development

LLD 1. Increase English language communication skills

Social and Emotional Development

SED 1. Express and manage feelings appropriately
SED 2. Develop and maintain positive relationships

Cognition and General Knowledge

CGK 1. Demonstrate an increased knowledge of pre-academic skills
CGK 2. Develop life skills and independence through everyday routines and interactions

Physical Well-Being and Motor Development

PMD 1. Demonstrate control of large and small muscles
PMD 2. Develop and practice healthy and safe habits

Halloween Tips

Cross the street at corners, using traffic signals and crosswalks.

- Look left, right and left again when crossing and keep looking as you cross.
- Put electronic devices down and keep heads up and walk, don't run, across the street.
- Teach children to make eye contact with drivers before crossing in front of them.
- Always walk on sidewalks or paths. If there are no sidewalks, walk facing traffic as far to the left as possible. Children should walk on direct routes with the fewest street crossings.
- Watch for cars that are turning or backing up. Teach children to never dart out into the street or cross between parked cars.



1

Sabret Hot Dog Products Possible foreign matter contamination

2

Woodstock Organic Matcha Vanilla Oats Possible Listeria contamination

3

Silver Star Chipotle Queso Dip Undeclared allergens




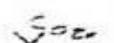



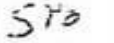
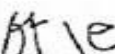
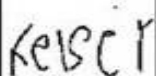
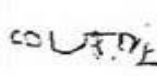
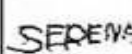


Check out our
Product and Safety News

From Rita Watson, Disability & Behavior Specialist

Is my child's handwriting normal?

Here are some developmental milestones in writing:

Kyle	Kelsey	Courtney	Serena
 Date: 11/6/94	 Date: 11/14/94	 Date: 11/14/94	 Date: 11/9/94
 Date: 12/5/94	 Date: 1/26/95	 Date: 2/2/95	 Date: 12/5/94
 Date: 3/9/95	 Date: 3/7/95	 Date: 3/20/95	 Date: 2/7/95

Preschool: writing first appears as scribbles drawn in a large circular motion. As your child attempts to write their own name, shapes that resemble letters begin to appear.

Pre-K and Kindergarten: your child may enjoy drawing and labeling objects, using invented spelling with no vowels ("bed" becomes BD). They will write in uppercase letters- most of them correctly formed- and begin to string separate words together to express more complex thoughts.

Kids Science Experiment:

Grow A Bean Plant. It is simple to grow your own bean plant. You can plant a seed in a cup of dirt and watch for it to come up. However if you'd like kids to see the root and the stem try this experiment. Fold a paper towel and place in a glass jar. Add a few tablespoons of water. Add several beans in the jar touching the paper towel. Watch for several days and add water if your paper towel gets dry.



Kids love helping out in the kitchen, and they will enjoy making this spinach-strawberry salad recipe with you.

Ingredients: 1 bag fresh spinach, 1 container of strawberries
1 bottle of raspberry vinaigrette salad dressing

Directions: Rinse spinach and strawberries under cold water and drain well. Remove stems and slice strawberries. Toss together in a bowl, add raspberry vinaigrette dressing. ENJOY!





Mission Statement

Mid Florida Community Services, Inc. is a partner in which low-income people are supported in their efforts to become self-sufficient.

Parent Committee Meeting Spring Hill Center September 7, 2017

Families were welcomed at 1:30 p.m.

The meeting started with an icebreaker presented by Ms. Joanne Roth, Family Advocate

Mrs. Jerez proceeded to the election of officers by explaining the responsibilities of each position and the presentation of a video of interest from last year chair person, Nick Locicero, was interested in being elected again.

The committee elected the following officers:

Policy Council: Tiffany Ringelman

Policy Council: Kayla Brown

Policy Council Alternate: Marisol Sanchez

Policy Council Alternate: Andrea Lockhart

Chairperson: Nick Locicero

Vice-Chairperson: Andrea Lockhart

Co-Vice-chairperson: Jennifer Quinones

Secretary: Tiffany Kennedy

Health Advisory Committee: Kourtney Brown

Male Involvement Representative: Javohn Brown

Rights and Responsibilities training by Ronjaneen Harris was postponed until the next parent meeting

Mrs. Joanne shared about the results of the parent meeting times/dates survey. Future meetings will be on the first Tuesday of the month at 1:30 p.m.

Family advocate's reminded the committee about the importance of attending school every day, calling in when absent, drop off/pick up times.

Mrs. Theresa Nunez represented the teachers and spoke about what is going on in the classroom.

Mrs. Joanne reminded committee about events and celebrations for the months of September-October.

Family Advocates presented Perfect Attendance Certificates for the month of August

Questions of concerns were answered

Meeting Adjourned at 2:30 p.m.

News from your Family Advocates



Head Start
Mid Florida Community Services


We would like to thank our parents who attended our first Parent Committee Meeting! Congratulations to those who were elected to serve on Policy Council

Things to Remember

Don't forget to call if you are going to be absent (Family Advocate) or late (Teaching Team). The phone number for the center is 352-556-4800.



Please reserve the disabled parking spaces for those with



STOP
PLEASE LOCK
THE GATE

Room 301.....Ext. 2301
Room 302.....Ext. 2302
Room 401Ext. 2401
Room 402.....Ext. 2402
Room 501.....Ext. 2501
Room 502.....Ext. 2502
Room 601.....Ext. 2601
Room 602.....Ext. 2602

Child Development Specialist:

Ronjaneen Harris...Ext. 2209

The phone number for the Family Advocate's office in Brooksville is 352-754-2464. The extension for your advocate is:

301 and 302 Lynn Woerner 2203

401 and 402 Nitza Jerez 2204

Dates to Remember

10/03/17.....Parent Committee Meeting at 1:30

10/06/17.....Volunteer Training at 8:45

10/11/17.....Hispanic Heritage Celebration

10/13/17In-Service-No School

10/27/17.....In-Service-No School



Classroom 401 is at the drive-in!

Arrive before 8:30....

Don't be late!!! Pick up at 2:30

***Please note** Extended Care children



Head Start
Mid Florida Community Services
Early Head Start

Mission Statement

Mid Florida Community Services, Inc. is a partner in which low-income people are supported in their ef-

Child's Name: _____ **Class:** _____

Galileo + Head Start parents = a good match!!



The Galileo computer program is one of the tools that teachers use to record and measure your child's progress in school.

Parents can log on to Galileo anytime from any computer with internet access.

Using Galileo, parents and teachers work together to help children achieve success.

How to log on to Galileo and see your child's progress:

<http://www.ati-online.com>

click "***sign in***" on the right tab, then click on "***Pre-K Parent Center***"

Your child's User ID is: _____

Your child's Passcode is: _____

- Tell your child's teacher if you can't log in. We will help you.