

# Keep Calm & Be




Head Start  
Mid Florida Community Services  
Early Head Start


MID FLORIDA  
COMMUNITY SERVICES, INC.



# Table of Contents



3	Message from the Director
4	Program Overview
7	Parent Testimonies and Success Story
9	Health Services
10	Parent Engagement
11	Community Partnership
12	Head Start
15	Early Head Start
24	Monitoring & Audit
25	Center Directory





# A Message from the Director



To the many families that have entrusted Mid Florida Community Services (MFCS) Head Start (HS) and Early Head Start (EHS) across the counties of Volusia, Sumter, and Hernando, THANK YOU! The last couple of years have presented many challenges and disruptions for early childhood programs and professionals. In 2021-2022 MFCS experienced a peak in these challenges in our HS and EHS program. The year began with a challenging start seeing as the teacher shortage was so high. Most families faced the dilemma of returning to work while balancing the frequent closure of a classroom due to staffing changes. While staff shortage is a nationwide challenge, we have continued to support our families and strive to address this challenge head on. In the spring of 2022 we launched an “all hands on deck” initiative to support our teaching team. Specialists from all comprehensive service areas gathered together in a present and active role within the classrooms in effort to prevent closures due to shortage.

While this effort was uniting as a team, it also pulled our comprehensive specialists away from their primary supportive roles. Our goal was to return in the fall stronger to serve children on our waitlist and achieve a minimum 75% of our funded enrollment across all programs. With all efforts, our program continued to experience challenges in August 2022. Multiple classrooms remained closed with children on a wait list due to a shortage of staff. In addition, returning in the fall resulted in a record number of behavior challenges placing an additional stress on families, staff, and program specialists. It was at this time our program began to experience a series of shifts in order to address staffing, mental health, and staff morale in the workplace environment.

This shift involved a new organizational structure intended to provide a stronger foundation in the classroom to support teachers and children with challenging behaviors. Our program is continuing to experience shifts in what we call our "Foundation Year", better known as our 2022-2023 year. Stay tuned for many exciting implementations and outcomes as we strive to deliver nothing less than a quality program for HS and EHS children across the communities we serve!



# Program Overview

## About MFCS Head Start

Our mission at Mid Florida Community Services, Inc. (MFCS) Head Start/Early Head Start is to provide comprehensive early childhood services that enhance the lives of children and families to collaboratively foster school readiness and self-sufficiency. We provide services in Hernando, Sumter, and Volusia counties of Florida. Our Head Start/Early Head Start programs are based in centers, schools, and within homes of families in our home-based option. The programs provide services at no cost, for infants, toddlers, preschool aged children, and pregnant women.

## About Head Start

Head Start/Early Head Start is a nationwide, federally-funded program whose purpose is to promote school readiness by enhancing the social, physical, and cognitive development of children. Head Start was launched in 1965 by President Lyndon B. Johnson to provide comprehensive health, nutrition, and education services to children living in poverty. Over the last 55+ years, more than 37 million children have benefited from Head Start's unique approach, which is built on the premise that every child, regardless of circumstances at birth, has the ability to reach their full potential. Today, Head Start serves more than one million children, families and pregnant women each year on their path to success.

## Head Start

MFCS Head Start serves children across Hernando, Sumter, and Volusia Counties in center and school based settings. Our Head Start program is funded to serve 882 children. Head Start delivers services at no cost to eligible children ages three to five years old, and their families. Our Head Start program provides comprehensive services in the core areas of early learning, health, and family well-being while engaging parents as partners every step of the way.



# Program Overview

## Early Head Start

MFCS Early Head Start provides early, continuous, intensive, and comprehensive child development and family support services to low-income infants and toddlers and their families, and pregnant women and their families. MFCS is the grantee for three Early Head Start grants serving a total of 304 infants and toddlers. Early Head Start I serves 112 children, Early Head Start II serves 124 children, Early Head Start III serves 40 children and Early Head Start IV serves 32 children.

MFCS Early Head Start serves children across Hernando and Volusia Counties. Early Head Start programs provide services to families through a full day, full year program. MFCS provides Early Head Start services in both center and home-based settings. Both options provide early learning, care and enrichment to our enrolled children.

The Early Head Start Home-Based Program is offered in Volusia County. This program services pregnant women and families with children up to age three. Our Home-Based Program is a way to offer support, guidance, information, and child development services directly to children and families within their homes.

## Our Services

Our programs support children's growth and development in a positive learning environment through a variety of services. These services include early learning, health, and family well-being through opportunities such as:

- Providing nurturing, responsive, and effective interactions and engaging environments.
- Ensuring frequent medical screenings, immunizations and dental services.
- Healthy nutritional assistance, including free meals & formula for center based options.
- Referral services for a range of individual child and family needs.
- Opportunities for parents to participate in school decision making.
- Diapering & Toilet Training, including free diapers for center based options.



# Program Overview

## Mid Florida Community Services, Inc.- Mission Statement

To strengthen partnerships, mobilize resources, and provide integrated services that promote self-sufficiency for individuals and families in the communities in which they live.

## Mid Florida Community Services, Inc. - Core Values

Teamwork

Honesty

Respect

Inclusion

Vision

Empathy

Synergy



# Parent Testimonies



"I absolutely love the way they LOVE me and my family." - Hernando

"Home Base is a wonderful program that was beneficial for me and my family. It was convenient and having someone come to the house was beyond helpful for me. It allowed for an easy transition into the Head Start programs." - Volusia

"This year has had some hardships for my family. Jo Sheppard was there helping every step of the way. It takes a village raising little ones and the staff have very much been that village. I love how communicative the teachers are to make sure I don't "miss out" on the kids days and milestones. Their patience, compassion and dedication to serving the community shined brightly all year." - Volusia



# Success Story.

Breanna, a busy mother of three, visited the Chisholm Center of our Mid Florida Community Services, Inc. Head Start/Early Head Start for assistance. Overwhelmed with worry and wanting to get on her feet, this is what Breanna had to say about how this program helped her and her family: "I saw this as my first step and what I received in return was so much more. My children began thriving as they started school, bringing new skills and ideas home every day with a confidence I have never seen in them before. After a few weeks, we set up goals for my children, and us as a family, which helped contribute to me finding an amazing job opportunity in the career I was striving to be in. Not only did the Family Advocate tell me about this job, she took me there to get an application and helped with my youngest son while I interviewed. I'm so thankful and honestly couldn't have done it without Head Start and all of their staff. They continue to check on us every day and do their best at Chisholm to help the families and children enrolled there - not just at school, but at home, too. With the tools the school has taught me and the kids I can only see success in our future! Thank you for being there for us."








# Health Services

MFCS HS and EHS Health Services is excited to share some of our areas successes and progress. The first highlight is the addition of the Inclusion Team to the Health Team. The newly created Behavior & Inclusion Team was created to increase communication and streamline collaboration between the two teams, which more often than not are working on the same caseload of children.

Additionally, the HS Performance Standards mandate that all children receive blood pressure, hearing, vision, growth assessments, social/emotional, developmental, lead and hemoglobin screenings, and dental exams/screenings. The Office of Head Start recognizes that early screening equates to early detection and results in earlier treatment. For the 2021-2022 school year, the Health Services Team completed 2,262 screenings, a very large task completed by the Medical/Oral Health Services Coordinators, Nutrition Coordinators, and Inclusion Specialists.

Another exciting area to share is the number of children our program brought up to date with the Early and Periodic Screening, Diagnostic, and Treatment (EPSDT) standards. EPSDT is designed to ensure that children receive early detection and care so that health problems are averted or diagnosed and treated as early as possible. Through efforts of the MFCS HS and EHS programs, we were able to bring over 275 children up to date with EPSDT standards. For the 2021-2202 year, almost 78% of the children we served were considered up-to-date with the full EPSDT schedule.

We realize that this program requires on-going effort by all staff and stakeholders. We are fully prepared and well positioned to continue meeting and/or exceeding The Office of Head Start standards.



# Parent Engagement



Parent Engagement is essential to the functions of HS and EHS programs at MFCS. Through family engagement, resources are provided and offered to all of our families.



We encourage families to volunteer in many different ways, such as assisting in the classrooms, attending Parent Connects, participating in/on Policy Council, just to name a few. Parents also have opportunities to work individually with Family Advocates to set goals towards self-sufficiency. The Parent, Family, & Community Engagement committee, consisting of staff and Policy Council members was established this year to increase engagement events, create unique opportunities amongst families, staff and community partners to network and develop positive relationships.



Activities such as 'Christmas Around the World', making home-made play dough, as well as monthly book readings with local community members creates opportunities for parents to connect with the community. One of the most popular events is challenging the parents to design and build a derby car with their child. In addition, centers have tie dyed t-shirts with families and are preparing to participate in our main events during the Spring. This will include four separate events that will be hosted by MFCS and include community-based participation to inform our families about their local resources. This activity will encourage families to participate in outdoor activities together, as well as providing them resources.




*Photo above is from the Arts on the Grow event at the DeLand Museum of Art. This event allows the kids to create pieces of art work and have them displayed in the museum for family and friends to see*

## Community Partnership

MFCS HS and EHS knows just how imperative and essential our community partners are to our programs success. We strive to maintain and grow existing partnerships, along with starting fresh new ones with new partners and local businesses. Alongside community partners we have the amazing opportunity to participate in a wide variety of community events throughout the year. Family Fun Day which took place on Keech Street which is close to our EVEC (East Volusia Education Center) site. At this event we were able to help families apply to our program and provide tours of our facility.

The program had the opportunity to be a sponsor for the Daytona Beach Juneteenth Event which included a banquet and festival. This was an event that gave us the opportunity to bring awareness to our program on the East Side of Volusia County. Along with that, we've had opportunities to speak at local community charity meetings such as the Rotary Club of DeLand Florida. After speaking at these events we've had multiple local businesses reach out and want to help our kids in our programs, whether that be through financial support, or donations.

As our program grows, so do our community partners. The goal for the coming year is to really engage in the community and connect with others. We want the name of Head Start & Early Head Start to be a resource, and a positive program for the people in our community to thrive from. We believe that with the help of staff and our community partners we can do just that, thrive.

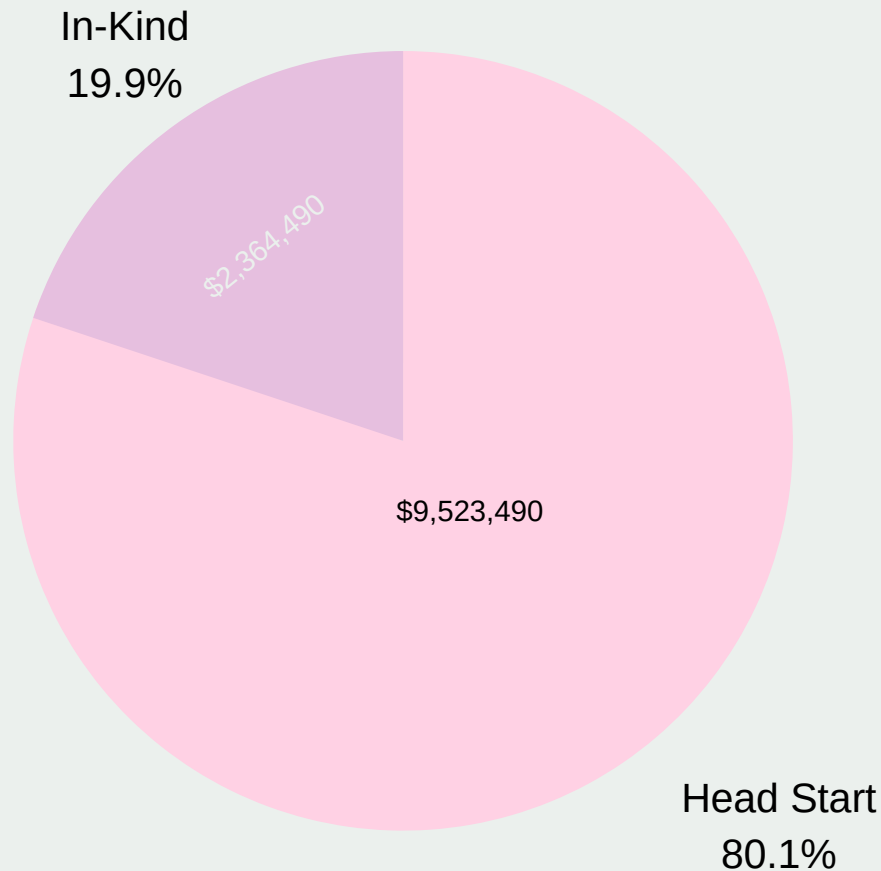


# Head Start



# Financial Overview

## - HS



### Expenditures Budget to Actual

<u>Expenditure Category</u>	<u>Actual Expenditures</u>	<u>Budget</u>	<u>Variance</u>	<u>Percentage</u>
Personnel	\$ 4,934,266	\$ 5,878,924	\$ 944,658	16.07%
Fringes	1,690,305	2,104,884	414,579	19.70%
Travel	66,387	55,473	(10,914)	-19.67%
Equipment	-	-	-	0.00%
Contractual	199,903	200,933	1,029	0.51%
Other	1,344,698	866,925	(477,773)	-55.11%
Supplies	317,642	203,602	(114,040)	-56.01%
Inkind Expenses	2,364,490	2,621,601	257,111	9.81%
Training and Technical Assistance	127,923	115,624	(12,299)	-10.64%
Indirect	842,367	1,060,042	217,674	20.53%
	<u>\$ 11,887,981</u>	<u>\$ 13,108,006</u>	<u>\$ 1,220,026</u>	<u>9.31%</u>



# Fun with numbers (HS)

Funded Enrollment

**882**

Cumulative Enrollment

**704**

Number of Families

**650**

New Children

**446**

Primary Language: English

**522**

Primary Language: Spanish

**175**

Primary Language: Middle Eastern/ South Asian

**3**

Primary Language: American Sign Language

**3**

Primary Language: Caribbean

**1**

Homeless Children

**56**

Received Medical Exams

**98%**

Received Dental Exams

**60%**

New Children Screened within 45 days

**364**

Two-Parent Families

**246**

Families that Received Services

**336**

White

**147**

One-Parent Families

**404**

At Healthy Weight

**398**

Foster Children

**19**

Asian

**1**

Hispanic/ Latino

**294**

Black/ African-American


**226**

Biracial/ Multiracial


**36**

Native Hawaiian or Pacific Islander

**0**



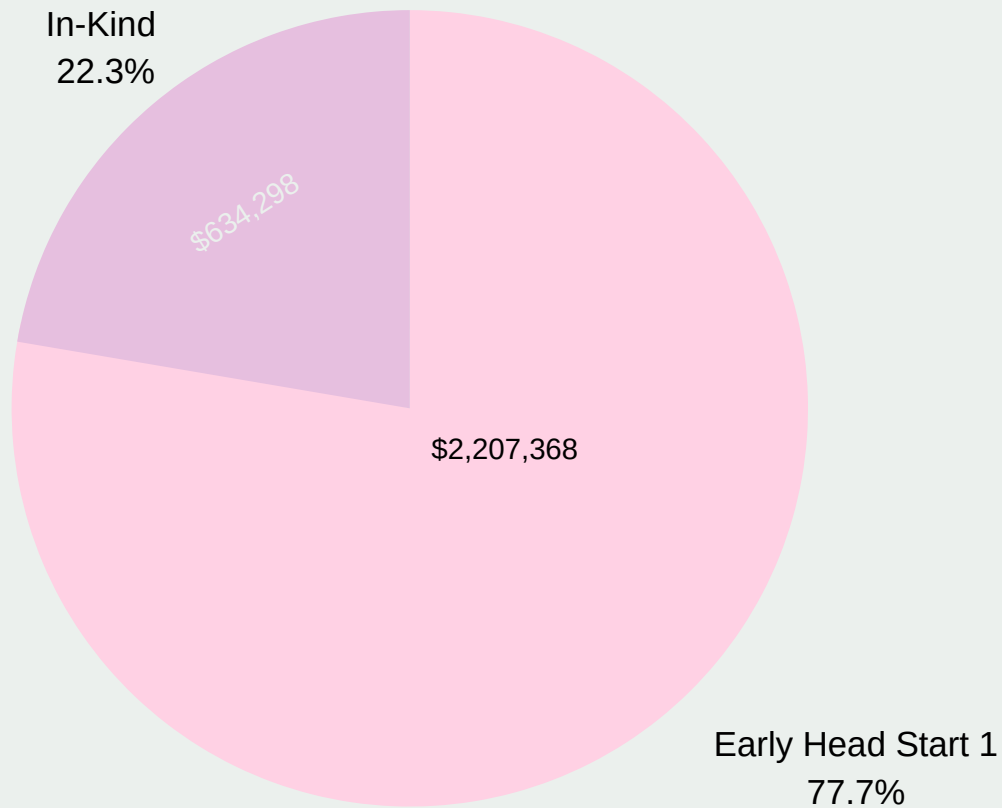
# Early Head Start





# Financial Overview

## - EHS-I



### Expenditures Budget to Actual

Expenditure Category	Actual Expenditures	Budget	Variance	Percentage
Personnel	\$ 1,180,901	\$ 2,641,897	\$ 1,460,996	55.30%
Fringes	430,121	994,650	564,529	56.76%
Travel	8,297	22,995	14,699	63.92%
Equipment	-	-	-	0.00%
Contractual	36,490	66,682	30,193	45.28%
Other	256,324	416,098	159,774	38.40%
Supplies	60,253	85,988	25,735	29.93%
Inkind Expenses	634,298	1,181,065	546,767	46.29%
Training and Technical Assistance	27,538	104,656	77,118	73.69%
Indirect	207,446	456,249	248,802	54.53%
	<u>\$ 2,841,667</u>	<u>\$ 5,970,280</u>	<u>\$ 3,128,613</u>	<u>52.40%</u>



# Fun with numbers (EHS-I)

Funded Enrollment

**112**

Cumulative Enrollment

**198**

Number of Families

**175**

New Children

**69**

Primary Language: Spanish

**38**

Primary Language: English

**158**

Primary Language: Middle Eastern/ South Asian

**1**

Homeless Children

**20**

Foster Children

**8**

Received Medical Exams

**81%**

Received Dental Exams

**79%**

Two-Parent Families

**58**

Families that Received Services

**102**

New Children Screened within 45 days

**4**

White

**77**

One-Parent Families

**117**

Hispanic/ Latino

**58**

Black/ African-American

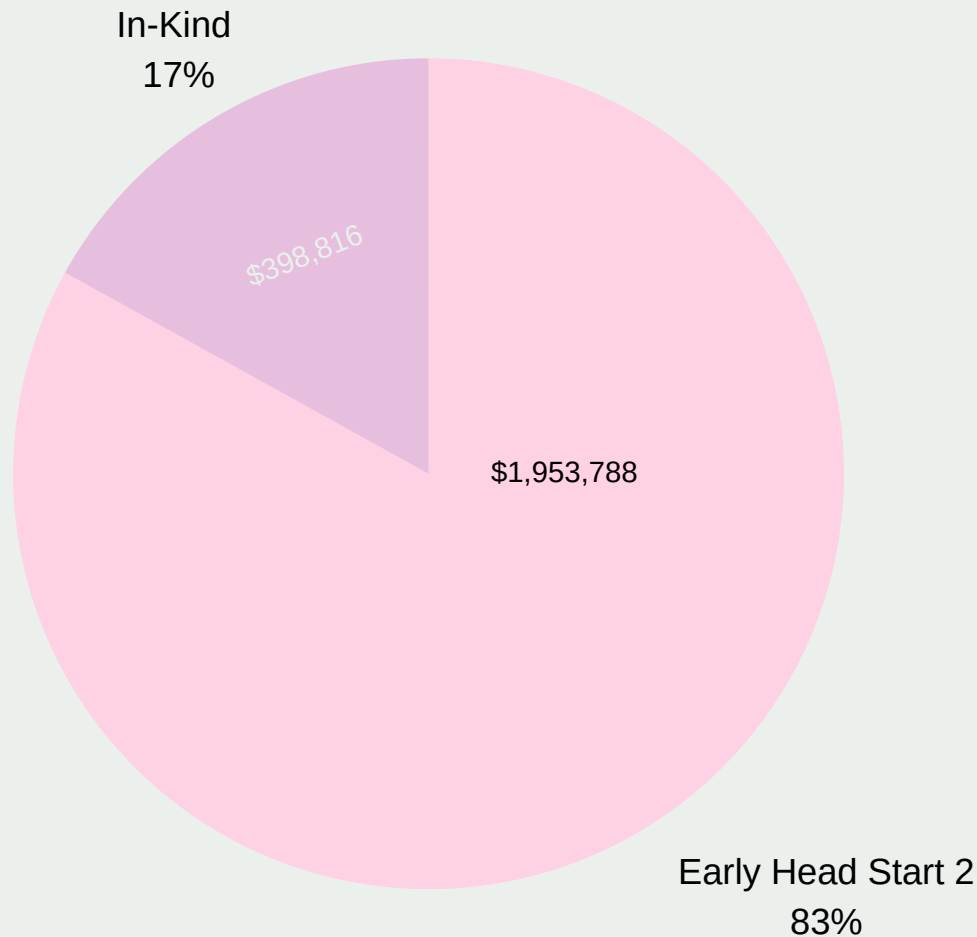
**97**

Biracial/ Multiracial

**23**

# Financial Overview

## -EHS-II



### Expenditures Budget to Actual

Expenditure Category	Actual Expenditures	Budget	Variance	Percentage
Personnel	\$ 1,040,935	\$ 1,859,978	\$ 819,044	44.04%
Fringes	350,553	690,867	340,313	49.26%
Travel	9,130	16,149	7,018	43.46%
Equipment	-	-	-	0.00%
Contractual	34,214	43,089	8,875	20.60%
Other	247,681	315,968	68,286	21.61%
Supplies	61,721	62,556	835	1.33%
Inkind Expenses	398,816	832,406	433,590	52.09%
Training and Technical Assistance	30,295	75,188	44,893	59.71%
Indirect	179,259	328,182	148,923	45.38%
	<u>\$ 2,352,604</u>	<u>\$ 4,224,382</u>	<u>\$ 1,871,778</u>	<u>44.31%</u>

# Fun with numbers (EHS-II)

Funded  
Enrollment

**120**

Cumulative  
Enrollment

**211**

Number of  
Families

**180**

New  
Children

**86**

Primary  
Language:  
Spanish

**41**

Primary  
Language:  
English

**164**

Primary  
Language:  
Native Central  
American

**1**

Homeless  
Children

**25**

Foster  
Children

**5**

Received  
Medical Exams

**76%**

Received  
Dental Exams

**66%**

Two-Parent  
Families

**60**

Families that  
Received  
Services

**80**

New Children  
Screened  
within 45 days

**6**

White

**99**

One-Parent  
Families

**120**

Hispanic/  
Latino

**65**

Black/  
African-  
American

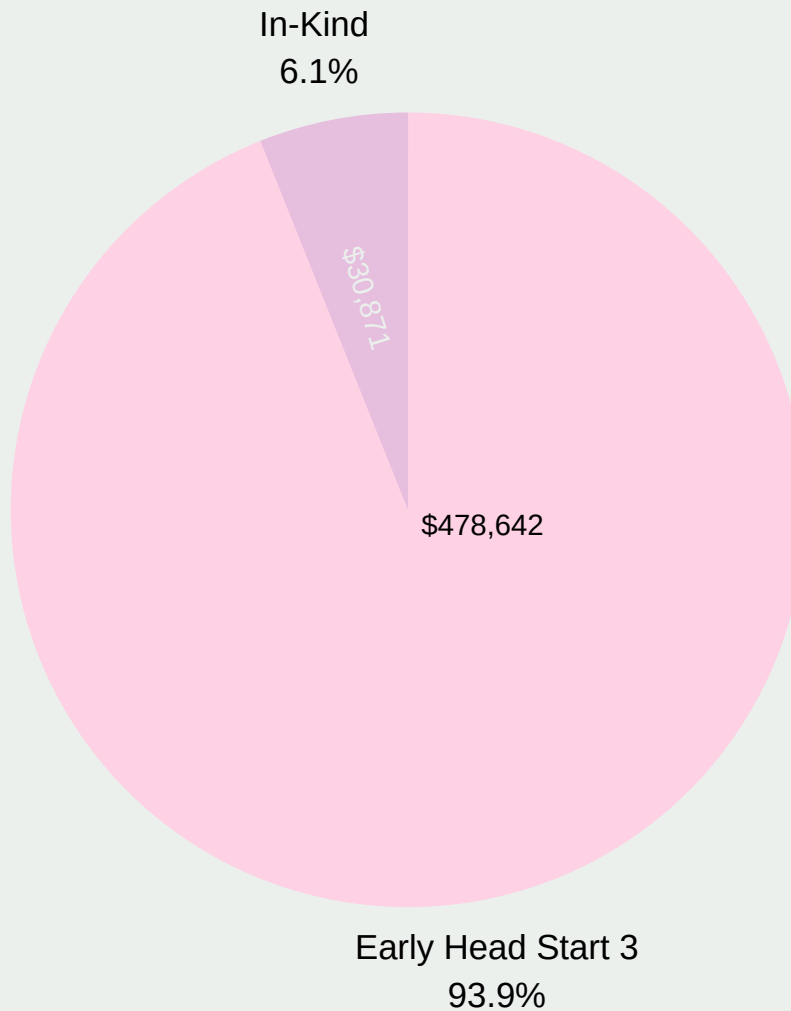
**80**

Biracial/  
Multiracial

**24**

# Financial Overview

## - EHS III



### Expenditures Budget to Actual

Expenditure Category	Actual Expenditures	Budget	Variance	Percentage
Personnel	\$ 239,425	\$ 643,533	\$ 404,108	62.80%
Fringes	67,700	199,767	132,067	66.11%
Travel	5,852	3,733	(2,119)	-56.75%
Equipment	-	-	-	0.00%
Contractual	8,632	15,436	6,804	44.08%
Other	90,569	166,171	75,601	45.50%
Supplies	21,608	68,326	46,718	68.38%
Inkind Expenses	30,871	302,394	271,523	89.79%
Training and Technical Assistance	9,265	28,289	19,025	67.25%
Indirect	35,590	109,150	73,560	67.39%



# Fun with numbers (EHS-III)

Funded  
Enrollment

**40**

Cumulative  
Enrollment

**43**

Number of  
Families

**33**

New  
Children

**21**

Primary  
Language:  
Spanish

**42**

Primary  
Language:  
English

**35**

Primary  
Language:  
Native Central  
American

**2**

Homeless  
Children

**3**

Foster  
Children

**3**

Received  
Medical Exams

**70%**

Received  
Dental Exams

**39%**

Two-Parent  
Families

**9**

Families that  
Received  
Services

**19**

New Children  
Screened  
within 45 days

**0**

White

**9**

One-Parent  
Families

**24**

Hispanic/  
Latino

**6**

Black/  
African-  
American

**25**

Biracial/  
Multiracial

**3**

# Fun with numbers (EHS-IV)

Funded Enrollment

32

Cumulative Enrollment

15

Number of Families

15

New Children

12

Primary Language: Spanish

3

Primary Language: English

12

Primary Language: Native Central American

0

Homeless Children

1

Foster Children

2

Received Medical Exams

80%

Received Dental Exams

3%

Two-Parent Families

8

Families that Received Services

0

New Children Screened within 45 days

1

White

5

One-Parent Families

7

Hispanic/Latino

6


Black/African-American

3

Biracial/Multiracial

1





## Results of Focus Area 2 Monitoring Review

Our program received a Focus Area 2 Monitoring Review of both the Head Start and Early Head Start programs from February 14-18, 2021.

Based on the information gathered during the review, our programs were found to have met the requirements of all applicable Head Start Performance Standards, laws, regulations, and policy requirements.

## Results of Audit

Our certified audit for the period ending February 15, 2022. No material weaknesses or significant deficiencies were identified.

The Hogan Law Firm  
Carr, Riggs, and Ingram, L.L.C. CPA



# Center Directory

## B

### BLUE LAKE HS

282 N. Blue Lake Avenue  
DeLand, FL 32724  
386-736-1891 ext. 243  
352-277-1619

### BUSHNELL HS

403 Lincoln Street  
Bushnell, FL 33513  
352-793-3737

## C

### CHISHOLM HS

531 Mary Avenue  
New Smyrna Beach, FL 32169  
386-427-8149

### COLEMAN HS

200 E. Blue Springs Avenue  
Orange City, FL 32763  
386-774-0730

## D

### DELAND EHS

726 S. Woodward Boulevard  
DeLand, FL 32720  
386-873-4804

### DELTONA LAKES HS

2022 Adelia Boulevard  
Deltona, FL 32725  
382-337-4820

## E

### EVEC HS

461 S. Keech St.  
Daytona Beach FL 32114  
386-323-7113

## H

### HERNANDO HS/EHS

835 School Street  
Brooksville, FL 34601  
352-754-2464

### HIGHLAND EHS

122 Highland Ave,  
Holly Hill, FL, 32117  
386-281-3600

### HOPE PLACE HS/EHS

1340 Wright Street  
Daytona Beach, FL 32117  
386-281-3314

### HOME-BASED OFFICE

1360 Mason Ave  
Daytona Beach, FL 32117  
386-256-3400

## J

### JO SHEPPARD HS/EHS

592 S. Volusia Avenue  
Pierson, FL 32180  
386-749-0300

## M

### MALLOY HS/EHS

330 E. Retta Street  
De Leon Springs, FL 32130  
386-985-0807

## O

### OAK RIDGE HS/EHS

233 Oak Ridge Street  
Holly Hill, FL 32117  
386-366-8242

## S

### SPRING HILL HS/EHS

11245 Spring Hill Drive  
Spring Hill, FL 34609  
352-556-4800

## W

### WESTSIDE HS


1210 Jimmy Ann Drive  
Daytona Beach, FL 32117  
386-788-1088

### WOODWARD HS

1201 S. Woodland Boulevard  
DeLand, FL 32720  
386-774-1520

### WVEC HS

803 S. Woodland Boulevard  
DeLand, FL 32720  
386-736-1891 ext. 243



**Hernando/Sumter Administration**

835 School St.  
Brooksville, FL 34601  
352-754-2464  
[www.midfloridaheadstart.com](http://www.midfloridaheadstart.com)

**Volusia Administration**

803 S. Woodland Blvd.  
DeLand, FL 32720  
386-736-1325  
[www.midfloridaheadstart.com](http://www.midfloridaheadstart.com)